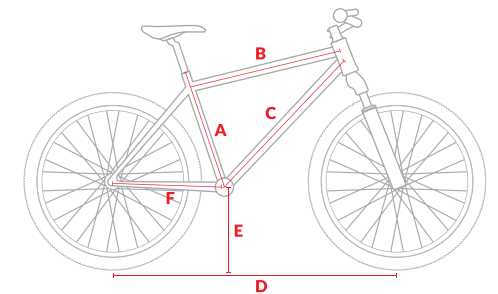


MODELLO / MODEL












# TWENTY FULL 20



COMPONENTI  
**SHIMANO®**



## SPECIFICHE / SPECIFICATIONS

-  **TELAIO / FRAME**  
**ACCIAIO / STEEL**
-  **FORCELLA ANTERIORE E POSTERIORE / FRONT AND REAR FORK**  
**AMMORTIZZATA / SUSPENSION FORK**
-  **MOVIMENTO / MOVEMENT**  
**CUSCINETTO A SFERA IN ACCIAIO / STEEL BALL BEARING**
-  **FRENI / BRAKE**  
**DISCO / DISC**
-  **RAGGI / SPOKES**  
**ACCIAIO CON NIPPLES / STEEL WITH NIPPLES**
-  **PNEUMATICI / TIRES**  
**COPERTONE TASSELLATO / KNOBLED TIRE**
-  **SELLA E MANUBRIO / SADDLE AND HANDLEBAR**  
**REGOLABILI CON REGGISELLA A SGANCIO RAPIDO**  
**ADJUSTABLE WITH QUICK RELEASE SADDLE POST**
-  **CERCHI / RIMS**  
**ALLUMINIO / ALUMINUM**
-  **FRONT AND REAR DERAILLEUR**  
**SHIMANO "TOURNEY TZ" 21 SPEED**
-  **SHIFT/BRAKE LEVERS**  
**SHIMANO**
-  **ACCESSORI / ACCESSORIES**  
**CAVALLETTO / STAND**

## MISURE / SIZE

**20** Cod: ITA-B136

A 30 cm B 50 cm C 55 cm  
D 92 cm E 25,5 cm F 38 cm